


Complete Chicken Training Course Using The Clicker

to Clicker Training for Chickens

Clicker training is an effective and enjoyable way to train chickens. It uses positive reinforcement to teach your chickens desired behaviors. When a chicken performs the desired behavior, you click the clicker and immediately give them a treat. The clicker acts as a bridge between the behavior and the reward, helping the chicken understand what they did to earn the treat.



Click with Your Chick: A Complete Chicken Training Course Using the Clicker by Angus Konstam

★★★★☆ 4.5 out of 5

Language : English
File size : 31768 KB
Text-to-Speech : Enabled
Screen Reader : Supported
Enhanced typesetting : Enabled
X-Ray for textbooks : Enabled
Print length : 150 pages



Clicker training is a great way to teach chickens basic obedience commands, such as come, sit, and stay. It can also be used to teach them fun tricks, such as playing fetch or dancing. With patience and consistency, you can even teach chickens advanced behaviors, such as solving puzzles or performing agility courses.

If you're interested in training your chickens using the clicker, this course will teach you everything you need to know. We'll start with the basics of clicker training and then move on to more advanced techniques.

Getting Started with Clicker Training

The first step to clicker training is to get your chickens used to the clicker. Start by clicking the clicker and immediately giving them a treat. Repeat this process several times until your chickens associate the clicker with something good.

Once your chickens are used to the clicker, you can start teaching them basic commands. To teach a command, simply say the command and then click the clicker when the chicken performs the desired behavior. Immediately give them a treat after clicking the clicker.

Be patient and consistent with your training. It may take some time for your chickens to learn new commands. But with time and effort, they will eventually learn to obey your commands.

Basic Obedience Commands

The following are some basic obedience commands that you can teach your chickens using the clicker:

- **Come:** To teach the come command, say "come" and then click the clicker when the chicken comes to you. Immediately give them a treat after clicking the clicker.
- **Sit:** To teach the sit command, say "sit" and then click the clicker when the chicken sits down. Immediately give them a treat after clicking the clicker.

- **Stay:** To teach the stay command, say "stay" and then click the clicker when the chicken stays in one place. Immediately give them a treat after clicking the clicker.
- **Down:** To teach the down command, say "down" and then click the clicker when the chicken lies down. Immediately give them a treat after clicking the clicker.
- **Heel:** To teach the heel command, say "heel" and then click the clicker when the chicken walks beside you on a leash. Immediately give them a treat after clicking the clicker.

Fun Tricks

Once your chickens have mastered the basic obedience commands, you can start teaching them fun tricks. Here are a few tricks that you can teach your chickens using the clicker:

- **Play fetch:** To teach your chicken to play fetch, throw a ball or other object and then say "fetch." When the chicken brings the object back to you, click the clicker and give them a treat.
- **Dance:** To teach your chicken to dance, play music and then say "dance." When the chicken starts moving to the music, click the clicker and give them a treat.
- **Roll over:** To teach your chicken to roll over, say "roll over" and then gently push them onto their side. When they roll over, click the clicker and give them a treat.
- **Speak:** To teach your chicken to speak, say "speak" and then click the clicker when they make a noise. Immediately give them a treat after clicking the clicker.

- **Sing:** To teach your chicken to sing, play music and then say "sing." When the chicken starts singing along to the music, click the clicker and give them a treat.

Advanced Behaviors

With patience and consistency, you can even teach your chickens advanced behaviors, such as solving puzzles or performing agility courses. Here are a few advanced behaviors that you can teach your chickens using the clicker:


- **Solve puzzles:** To teach your chicken to solve puzzles, start by giving them a simple puzzle to solve, such as a puzzle feeder. When they solve the puzzle, click the clicker and give them a treat.
- **Perform agility courses:** To teach your chicken to perform agility courses, start by setting up a simple course with a few obstacles. When your chicken successfully navigates the course, click the clicker and give them a treat.
- **Fly through hoops:** To teach your chicken to fly through hoops, start by holding a hoop in front of them. When they fly through the hoop, click the clicker and give them a treat.
- **Jump over obstacles:** To teach your chicken to jump over obstacles, start by placing a small obstacle in front of them. When they jump over the obstacle, click the clicker and give them a treat.
- **Retrieve objects:** To teach your chicken to retrieve objects, start by throwing an object a short distance away. When they retrieve the object, click the clicker and give them a treat.

Troubleshooting

If you're having trouble clicker training your chickens, here are a few troubleshooting tips:

- **Make sure your chickens are used to the clicker.** If your chickens are afraid of the clicker, they will not be able to learn new behaviors.
- **Be patient and consistent with your training.** It may take some time for your chickens to learn new commands.
- **Use high-value treats.** When training your chickens, use treats that they really enjoy. This will help them stay focused and motivated.
- **Click the clicker at the right time.** The clicker should be clicked immediately after the chicken performs the desired behavior. If you click the clicker too early or too late, the chicken will not understand what they did to earn the treat.
- **Don't punish your chickens.** If your chickens make a mistake, simply ignore them and try again later. Punishing your chickens will only make them afraid of you and make training more difficult.

Clicker training is a great way to train chickens of all ages and breeds. It is a positive and effective training method that can be used to teach chickens a variety of behaviors, from basic obedience commands to fun tricks and advanced behaviors. With patience and consistency, you can train your chickens to do almost anything you can imagine.



Click with Your Chick: A Complete Chicken Training Course Using the Clicker by Angus Konstam

★★★★☆ 4.5 out of 5

Language : English

File size : 31768 KB


Text-to-Speech : Enabled

Screen Reader : Supported
Enhanced typesetting: Enabled
X-Ray for textbooks : Enabled
Print length : 150 pages



Exploring the Complexities of Identity and Resilience in Chris Crutcher's "Losers Bracket"

Chris Crutcher's "Losers Bracket" is a powerful and poignant novel that explores the intricate web of identity, resilience, and the challenges...



BWWM Enemies to Lovers Billionaire Romance: A Captivating Journey of Passion and Prejudice

In the realm of romance novels, the enemies-to-lovers trope stands as a captivating pillar, captivating readers with its thrilling blend of conflict, chemistry, and the...