


Differentiating Instruction With Menus Social Studies Grades



Differentiating Instruction With Menus: Social Studies (Grades 6-8) by Laurie E. Westphal

★★★★☆ 4.7 out of 5

Language : English
File size : 13941 KB
Text-to-Speech : Enabled
Screen Reader : Supported
Enhanced typesetting : Enabled
Word Wise : Enabled
Print length : 169 pages



Empowering Students through Choice and Engagement

In the ever-evolving landscape of education, differentiating instruction has emerged as a transformative approach that empowers students to learn in ways that align with their unique needs and learning styles. By providing students with choice and engaging them in active learning, teachers can foster a classroom environment that promotes academic growth and success for all.

In the context of social studies education, differentiating instruction is particularly crucial. The vast and complex nature of the subject matter demands a teaching approach that caters to the diverse learning needs and interests of students. By implementing social studies menus, teachers can provide students with a range of options and activities that enable them to explore content in ways that are meaningful and engaging.

What is a Social Studies Menu?

A social studies menu is a tool that provides students with a variety of learning experiences from which to choose. Menus can be structured in a variety of ways, but typically they offer a range of activities that vary in difficulty, format, and content. By providing students with choice, menus empower them to take ownership of their learning and pursue their interests while still meeting the objectives of the curriculum.

Benefits of Differentiating Instruction with Menus

There are numerous benefits to using social studies menus for differentiating instruction. These benefits include:

- **Increased student engagement:** When students are given the opportunity to choose their own learning experiences, they are more likely to be motivated and engaged in their learning.
- **Improved learning outcomes:** Students who are able to learn in ways that are meaningful to them are more likely to retain information and apply it to new situations.
- **Reduced learning gaps:** Menus can be used to provide students with additional support and enrichment opportunities, which can help to reduce learning gaps.
- **Increased student self-efficacy:** When students are given the opportunity to make choices about their learning, they develop a sense of self-efficacy and become more confident in their ability to learn.

Creating Effective Social Studies Menus

To create effective social studies menus, teachers should consider the following tips:

- **Start with the standards:** The first step in creating a menu is to identify the learning objectives that you want students to achieve. Once you have identified the standards, you can begin to develop activities that will help students reach those objectives.
- **Offer a variety of activities:** Menus should provide students with a range of options that vary in difficulty, format, and content. This will ensure that there are activities that appeal to all students.
- **Use different learning styles:** When selecting activities for your menu, keep in mind the different learning styles of your students. Some students may prefer hands-on activities, while others may prefer to read or write about a topic.
- **Provide clear instructions:** Each activity on your menu should include clear instructions so that students know what they are expected to do.
- **Offer choice:** The key to differentiating instruction with menus is to give students choice. Allow students to choose which activities they want to complete and how they want to complete them.

Sample Social Studies Menu

Here is an example of a social studies menu that you could use in your classroom:

Social Studies Menu

Unit: The American Revolution

Learning Objectives:

- Students will be able to identify the major causes of the American Revolution.
- Students will be able to describe the key events of the American Revolution.
- Students will be able to explain the significance of the American Revolution.


Activities:

- **Option 1:** Create a timeline of the American Revolution.
- **Option 2:** Write a report on one of the major battles of the American Revolution.
- **Option 3:** Create a presentation on the Declaration of Independence.
- **Option 4:** Role-play a debate between a Loyalist and a Patriot.
- **Option 5:** Design a monument to commemorate the American Revolution.

Assessment:

Students will be assessed on their ability to complete the activities on the menu. They will also be assessed on their understanding of the major causes, events, and significance of the American Revolution.

Differentiating instruction with menus is a powerful way to meet the diverse learning needs of students in social studies grades. By providing students with choice and engaging them in active learning, teachers can foster a classroom environment that promotes academic growth and success for all. With careful planning and implementation, social studies menus can be a valuable tool for any teacher who wants to differentiate instruction and empower students.



Differentiating Instruction With Menus: Social Studies

(Grades 6-8) by Laurie E. Westphal


★★★★☆ 4.7 out of 5

Language : English
File size : 13941 KB
Text-to-Speech : Enabled
Screen Reader : Supported
Enhanced typesetting : Enabled
Word Wise : Enabled
Print length : 169 pages



Exploring the Complexities of Identity and Resilience in Chris Crutcher's "Losers Bracket"

Chris Crutcher's "Losers Bracket" is a powerful and poignant novel that explores the intricate web of identity, resilience, and the challenges...



BWWM Enemies to Lovers Billionaire Romance: A Captivating Journey of Passion and Prejudice

In the realm of romance novels, the enemies-to-lovers trope stands as a captivating pillar, captivating readers with its thrilling blend of conflict, chemistry, and the...