


Felt Hearts Flowers and Much More: A Comprehensive Guide to Felt Crafts

The world of felt crafts is a vibrant and diverse one, filled with endless possibilities for creativity and expression. From delicate felt hearts to full-blown felt flowers and intricate ornaments, felt is a versatile material that can be transformed into a myriad of enchanting creations. This comprehensive guide will delve into the world of felt crafts, providing you with everything you need to know to create your own stunning felt masterpieces.

Materials You'll Need

Before you embark on your felt crafting journey, you'll need to gather the following essential materials:



Felt with Love: Felt Hearts, Flowers and Much More

by Madeleine Millington

★★★★☆ 4.6 out of 5

Language : English

File size : 27955 KB

Text-to-Speech : Enabled

Enhanced typesetting : Enabled

Lending : Enabled

Screen Reader : Supported

Print length : 100 pages



1. Felt: Felt is available in a wide variety of colors, thicknesses, and textures. Choose the type of felt that best suits your project.

2. Scissors: Sharp scissors are essential for cutting felt precisely.
3. Embroidery or sewing needles: Needles are used for sewing felt pieces together.
4. Thread: Choose thread that matches the color of your felt.
5. Needle and yarn for embroidery (optional): Embroidery can add intricate details to your felt creations.
6. Fabric glue (optional): Fabric glue can be used to adhere felt pieces together instead of sewing.
7. Ruler or measuring tape: A ruler or measuring tape will help you measure and cut felt accurately.
8. Pencil or fabric marker: A pencil or fabric marker will help you transfer patterns or markings onto felt.

Felt Crafting Techniques

There are several fundamental techniques involved in felt crafting. These techniques include:

- **Cutting:** Cutting felt is straightforward, but using sharp scissors will ensure clean and precise cuts.
- **Sewing:** Sewing is a common technique for joining felt pieces together. You can use a variety of stitches, depending on the desired look.
- **Embroidery:** Embroidery is a decorative technique that involves stitching designs onto felt. It can add intricate details and embellishments to your projects.

- **Appliqué:** Appliqué involves sewing or gluing felt shapes onto a base fabric to create designs.
- **Gluing:** Fabric glue is a convenient alternative to sewing for adhering felt pieces together.

Felt Heart Projects

Felt hearts are a timeless and versatile craft project. You can use them to create decorations, ornaments, and even jewelry. Here are a few ideas to get you started:

- **DIY Felt Heart Ornaments:** These adorable heart ornaments are perfect for Christmas trees or Valentine's Day decorations.
- **Felt Heart Garland:** A simple yet charming garland that adds a touch of whimsy to any room.
- **Felt Heart Keychain:** Keep your keys organized and stylish with a handmade felt heart keychain.
- **Embroidered Felt Heart Brooch:** Add a touch of elegance to your outfit with an embroidered felt heart brooch.

Felt Flower Projects

Felt flowers are a beautiful and realistic way to add a touch of nature to your home décor. They are also a popular choice for hair accessories and jewelry. Here are a few ideas for felt flower projects:

- **DIY Felt Flowers:** Learn how to make a variety of felt flowers, including roses, daisies, and sunflowers.

- **DIY Felt Dahlia:** Create a stunning felt dahlia flower that will add a touch of elegance to your home.
- **Felt Flower Hair Clip:** Accessorize your hair with a beautiful and unique felt flower hair clip.
- **Felt Flower Earrings:** Make a pair of eye-catching felt flower earrings to add a touch of whimsy to your outfit.


Other Felt Projects

In addition to hearts and flowers, there are countless other things you can create with felt. Here are a few inspiring ideas to get your creative juices flowing:

- **DIY Felt Food:** Create realistic-looking felt food items, such as fruit, vegetables, and baked goods.
- **DIY Sock Monkey:** Make a charming and cuddly sock monkey using felt and an old sock.
- **Felt Monster Craft:** Unleash your imagination and create a whimsical felt monster.
- **DIY Felt Dinosaur:** Create a prehistoric felt dinosaur that is both fun and educational.
- **Felt Pizza Coaster:** Protect your table from hot drinks with a playful and unique felt pizza coaster.
- **DIY Felt Bookmarks:** Make a set of personalized felt bookmarks to keep your place in your favorite book.

- DIY Felt Letter Board: Create a reusable and customizable felt letter board to display your favorite quotes or messages.

The world of felt crafts is a limitless one, filled with endless possibilities for creativity and self-expression. With a few basic materials and techniques, you can create a wide variety of beautiful and unique felt masterpieces. Whether you're a beginner or an experienced crafter, felt is a versatile and rewarding material that will provide hours of enjoyment.



Felt with Love: Felt Hearts, Flowers and Much More

by Madeleine Millington


★★★★☆ 4.6 out of 5

Language : English
File size : 27955 KB
Text-to-Speech : Enabled
Enhanced typesetting : Enabled
Lending : Enabled
Screen Reader : Supported
Print length : 100 pages



Exploring the Complexities of Identity and Resilience in Chris Crutcher's "Losers Bracket"

Chris Crutcher's "Losers Bracket" is a powerful and poignant novel that explores the intricate web of identity, resilience, and the challenges...



BWWM Enemies to Lovers Billionaire Romance: A Captivating Journey of Passion and Prejudice

In the realm of romance novels, the enemies-to-lovers trope stands as a captivating pillar, captivating readers with its thrilling blend of conflict, chemistry, and the...