


Mini Farming Tips and Tricks: A Beginner's Guide to Success

Embarking on your mini farming journey can be an exciting and rewarding experience, but it also comes with its own set of challenges. As a beginner, it's essential to equip yourself with the knowledge and skills necessary to navigate the complexities of small-scale agriculture and maximize your chances of success.



Mini Farming Tips and Tricks: Beginner's Guide

by Andre Norton

★★★★☆ 4.4 out of 5

Language	: English
File size	: 33055 KB
Text-to-Speech	: Enabled
Screen Reader	: Supported
Enhanced typesetting	: Enabled
Print length	: 78 pages
Lending	: Enabled
Paperback	: 44 pages
Item Weight	: 2.39 ounces
Dimensions	: 6 x 0.11 x 9 inches



This comprehensive guide will serve as your trusted companion, providing you with time-tested tips, practical techniques, and valuable insights to help you establish a thriving mini farm. From crop planning and soil management to livestock management and sustainable practices, we'll cover everything you need to know to optimize your yields and minimize expenses.

Section 1: Planning and Preparation

1. Define Your Goals and Objectives

Before you take any practical steps, it's crucial to define your goals and objectives for your mini farm. Are you looking to grow food for your family, generate an income, or both? Determining your goals will guide your decisions throughout the planning process.

2. Choose a Suitable Site

The location of your mini farm is of utmost importance. Consider factors such as sunlight exposure, soil quality, water availability, and accessibility. Ensure that you have adequate space for your crops and livestock, as well as easy access to necessary resources.

3. Plan Your Crops

Carefully plan your crop rotations to optimize soil health, minimize pests and diseases, and maximize yields. Research suitable crop varieties for your climate and growing conditions. Consider companion planting and intercropping techniques to enhance productivity.

Section 2: Soil Management and Crop Production

4. Healthy Soil, Healthy Plants

The foundation of any successful farming endeavor lies in maintaining healthy soil. Conduct soil tests to determine nutrient levels and pH balance. Implement organic practices, such as composting and cover cropping, to improve soil structure and fertility.

5. Effective Watering Practices

Water is essential for plant growth, but overwatering can be detrimental. Implement efficient irrigation techniques, such as drip irrigation or rainwater harvesting, to conserve water and prevent waterlogging. Mulching can also help retain moisture and suppress weeds.

6. Pest and Disease Management

Prevention is better than cure when it comes to pests and diseases. Implement crop rotation practices, choose resistant crop varieties, and encourage beneficial insects to keep pests in check. If necessary, use organic or low-impact pest control methods to minimize harm to the environment.

Section 3: Livestock Management

7. Choosing the Right Livestock

If you plan to raise livestock, carefully consider the species and breeds that are best suited for your mini farm. Factors to consider include feed requirements, housing needs, and market demand. Start with a small number of animals and gradually increase your herd as you gain experience.

8. Animal Health and Welfare

Ensure that your livestock has access to clean water, nutritious feed, and adequate shelter. Implement preventive measures, such as vaccinations and deworming, to maintain animal health. Observe your animals regularly and seek veterinary assistance promptly if any health issues arise.

9. Sustainable Pasture Management

If you have grazing animals, it's essential to manage your pastures effectively. Divide pastures into sections to allow for rotational grazing, which helps maintain forage quality and prevent overgrazing. Implement rotational grazing practices to promote healthy plant growth and minimize soil compaction.

Section 4: Sustainable Practices

10. Composting and Manure Management

Composting organic matter, such as crop residues and animal manure, creates nutrient-rich fertilizer that can enhance soil health and reduce the need for chemical fertilizers. Utilize composting bins or piles to turn organic waste into valuable soil amendments.

11. Integrated Pest Management

Implement integrated pest management (IPM) strategies to control pests and diseases in a sustainable way. This approach combines biological, cultural, and chemical methods to reduce reliance on pesticides and herbicides. By fostering natural predator-prey relationships and promoting biodiversity, you can create a more resilient farming system.

12. Water Conservation

Water is a precious resource, especially in arid or semi-arid regions. Implement water conservation measures, such as drip irrigation, rainwater harvesting, and mulching, to minimize water usage and reduce your environmental footprint.

Section 5: Business Management

13. Marketing and Sales

If you plan to generate income from your mini farm, it's essential to develop effective marketing and sales strategies. Identify potential markets for your products, such as local farmers' markets, restaurants, or online platforms. Build relationships with customers and promote your products through social media, networking, and community involvement.

14. Record Keeping and Financial Management


Keep accurate records of your expenses, income, and production. This information will help you track your progress, identify areas for improvement, and make informed decisions about your farm's financial performance. Use spreadsheets or accounting software to streamline your record keeping and financial management.

15. Education and Training

Never stop learning and seeking opportunities to expand your knowledge and skills in mini farming. Attend workshops, join farming organizations, and read books and articles on sustainable agriculture techniques. By staying up-to-date with the latest advancements, you can improve your farming practices and maximize your success.

Establishing a thriving mini farm requires careful planning, diligent effort, and a commitment to sustainable practices. By following the tips and tricks outlined in this guide, you'll be well-equipped to navigate the challenges of small-scale agriculture and unlock the full potential of your farming endeavor.

Remember, every successful farmer begins as a beginner. With dedication, patience, and a passion for growing, you can create a thriving mini farm that provides you with food, income, and a sense of deep satisfaction.



Mini Farming Tips and Tricks: Beginner's Guide


by Andre Norton

★★★★☆ 4.4 out of 5

Language	: English
File size	: 33055 KB
Text-to-Speech	: Enabled
Screen Reader	: Supported
Enhanced typesetting	: Enabled
Print length	: 78 pages
Lending	: Enabled
Paperback	: 44 pages
Item Weight	: 2.39 ounces
Dimensions	: 6 x 0.11 x 9 inches


FREE

DOWNLOAD E-BOOK



Exploring the Complexities of Identity and Resilience in Chris Crutcher's "Losers Bracket"

Chris Crutcher's "Losers Bracket" is a powerful and poignant novel that explores the intricate web of identity, resilience, and the challenges...



BWWM Enemies to Lovers Billionaire Romance: A Captivating Journey of Passion and Prejudice

In the realm of romance novels, the enemies-to-lovers trope stands as a captivating pillar, captivating readers with its thrilling blend of conflict, chemistry, and the...