


The Enchanting World of Volume Buildings Scenery and the Lineside

In the realm of model railways, volume buildings scenery and the lineside play a pivotal role in bringing the layout to life. These miniature structures and landscapes not only provide a realistic backdrop for the trains to run through, but also offer a canvas for creativity and storytelling.



Weathering for Railway Modellers: Volume 2 - Buildings, Scenery and the Lineside by Shirley Paden

★★★★☆ 4.7 out of 5

Language : English

File size : 161756 KB

Text-to-Speech : Enabled

Screen Reader : Supported

Enhanced typesetting: Enabled

Print length : 486 pages

FREE

DOWNLOAD E-BOOK



Volume Buildings: A World in Miniature

Volume buildings are pre-assembled structures that are designed to fit seamlessly into a model railway layout. They come in a wide variety of styles, from humble cottages to grand mansions, from industrial warehouses to quaint shops. Each building is crafted with intricate detail, capturing the architectural features and textures of the real-world counterparts.



The materials used in volume building construction vary depending on the manufacturer and the desired effect. Wood, plastic, and resin are common choices, each offering unique advantages. Wood provides a natural look and can be easily painted and weathered, while plastic is lightweight and durable. Resin, on the other hand, allows for highly detailed castings and can capture intricate textures.

The Lineside: A Tale of Landscape

Beyond the volume buildings, the lineside refers to the scenery that surrounds the railway tracks. This includes everything from rolling hills to lush forests, from bustling towns to desolate moorlands. Lineside scenery

is essential for creating a sense of depth and realism on a model railway layout.



Creating realistic lineside scenery requires a combination of materials and techniques. Foliage, such as trees and bushes, can be made from a variety of materials, including artificial plants, model railway trees, and natural materials like twigs and leaves. Ground cover, such as grass and weeds, can be created using static grass, flocking, or even real plants.

Rocks, hills, and other landscape features can be made from a variety of materials, including foam, plaster, and papier-mâché. These materials can be shaped and textured to create realistic terrain. Water features, such as rivers and ponds, can be created using epoxy resin or clear acrylic gels.

Techniques for Creating Volume Buildings and Lineside Scenery

The construction of volume buildings and lineside scenery is an art form in itself. There are a number of techniques that can be used to achieve

realistic and detailed results.

Weathering: Weathering is a technique used to give volume buildings and lineside scenery a more realistic, aged appearance. This can be done through a variety of methods, such as applying washes, drybrushing, and using weathering powders.

Painting: Painting is an essential part of creating realistic volume buildings and lineside scenery. The right colors and techniques can bring these miniature structures and landscapes to life.

Construction: The construction of volume buildings and lineside scenery involves a variety of techniques, including cutting, gluing, and assembling. The use of the right tools and materials is essential for achieving a professional-looking finish.

Inspiration for Your Own Model Railway


The world of volume buildings scenery and the lineside is a vast and inspiring one. There are countless examples of stunning layouts that showcase the creativity and skill of model railway enthusiasts.



Whether you are just starting out in the hobby or are a seasoned pro, there is always something new to learn and be inspired by. Explore the online and offline resources available, visit model railway exhibitions, and connect with other enthusiasts. With a little imagination and effort, you can create your own unique and captivating model railway layout.

The world of volume buildings scenery and the lineside is a magical one, where the imagination takes flight and miniature landscapes come to life. These structures and landscapes are not just decorative elements; they are an integral part of the storytelling and immersive experience that model railways offer.

So, whether you are a seasoned model railway enthusiast or just starting out, embrace the world of volume buildings scenery and the lineside. Let your creativity soar and create your own unique and captivating miniature world.



Weathering for Railway Modellers: Volume 2 - Buildings, Scenery and the Lineside by Shirley Paden

★★★★☆ 4.7 out of 5

Language : English
File size : 161756 KB
Text-to-Speech : Enabled
Screen Reader : Supported
Enhanced typesetting : Enabled
Print length : 486 pages


FREE

DOWNLOAD E-BOOK



Exploring the Complexities of Identity and Resilience in Chris Crutcher's "Losers Bracket"

Chris Crutcher's "Losers Bracket" is a powerful and poignant novel that explores the intricate web of identity, resilience, and the challenges...



BWWM Enemies to Lovers Billionaire Romance: A Captivating Journey of Passion and Prejudice

In the realm of romance novels, the enemies-to-lovers trope stands as a captivating pillar, captivating readers with its thrilling blend of conflict, chemistry, and the...